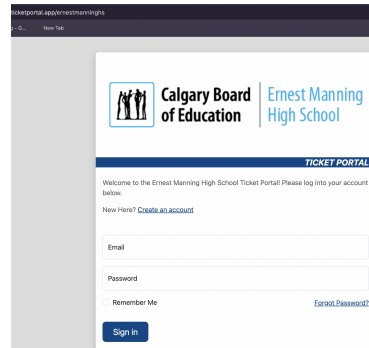



## Accessing your Ticket Portal Account

1. Navigate to <https://ticketportal.app/ernestmannings>
2. If you have already created an account skip steps 3-5 - if you have not, please follow steps 3-5
3. Click Create Account



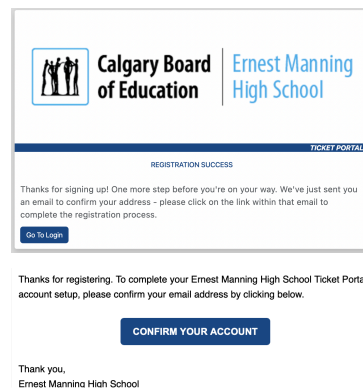
The screenshot shows the login page for the Ernest Manning High School Ticket Portal. At the top, there are logos for the Calgary Board of Education and Ernest Manning High School. Below the logos, the text reads "TICKET PORTAL" and "Welcome to the Ernest Manning High School Ticket Portal! Please log into your account below." There is a link for "New Here? Create an account". Below this, there are input fields for "Email" and "Password", a "Remember Me" checkbox, and a "Forgot Password?" link. A "Sign in" button is located at the bottom of the form.

4. Complete the information required to create an account - **it is very important to use the email address that you used when you purchased your tickets**




The screenshot shows the account creation page. At the top, there are logos for the Calgary Board of Education and Ernest Manning High School. Below the logos, the text reads "TICKET PORTAL" and "CREATE AN ACCOUNT". The instructions say "Enter the following details to set up your account." Below this, there are input fields for "First Name", "Last Name", "Email", "Postal/Zip Code", "Password", and "Confirm Password". There are two checkboxes: "Yes, I'd like to receive news & offers from Ernest Manning High School via email" and "Yes, I'd like to receive news & offers from Ernest Manning High School via SMS text message". At the bottom, there are "Submit" and "Cancel" buttons.

5. Confirm your email address via email

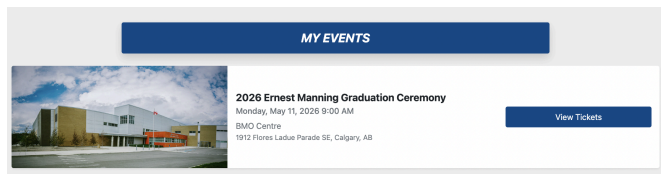


The screenshot shows the registration success page. At the top, there are logos for the Calgary Board of Education and Ernest Manning High School. Below the logos, the text reads "TICKET PORTAL" and "REGISTRATION SUCCESS". The message says "Thanks for signing up! One more step before you're on your way. We've just sent you an email to confirm your address - please click on the link within that email to complete the registration process." There is a "Go To Login" button. Below this, there is a "CONFIRM YOUR ACCOUNT" button. At the bottom, it says "Thank you, Ernest Manning High School".

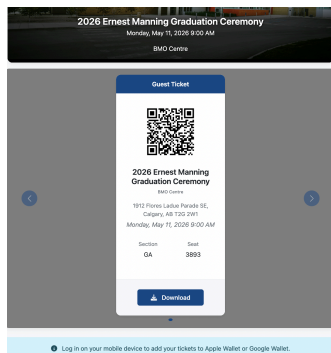
6. Login
7. Click My Events



8. Click View Tickets




9. From here, on desktop, you can download a PDF of your ticket - on Mobile, you can add to your wallet.




**2026 Ernest Manning Graduation Ceremony**  
Monday, May 11, 2026 9:00 AM  
BMO Centre

Guest Ticket



**2026 Ernest Manning Graduation Ceremony**  
BMO Centre  
1912 Flores Ladue Parade SE, Calgary,  
AB T2G 2W1  
Monday, May 11, 2026 9:00 AM

Section	Seat
GA	3893

 Add to Apple Wallet

© 2025 - Tiptoe Tickets | [ticketportal.app](#)